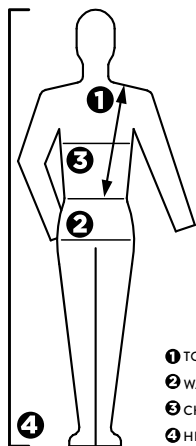
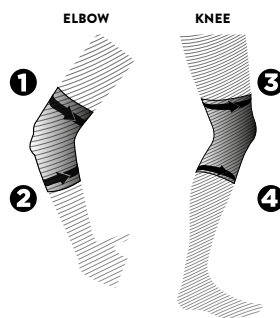


PROTECTION SIZE CHARTS



- 1 TORSO LENGTH
- 2 WAIST LINE
- 3 CHEST
- 4 HEIGHT



- 1 BICEP CIRCUMFERENCE
- 2 FOREARM CIRCUMFERENCE
- 3 TOP OPENING
- 4 BOTTOM OPENING

BODY AND BACK PROTECTORS

278461 SOFTCON AIR JACKET PROTECTOR		INTERNATIONAL				
STANDARD	POSITION	S	M	L	XL	2XL
BACK: LEVEL 1 OF EN1621-2 SHOULDERS AND ELBOWS: LEVEL 1 OF EN1621-1	1 TORSO LENGTH	39-44	42-47	42-47	45-49	45-49
	2 WAIST LINE	74-79	80-86	87-91	92-97	98-102
	3 CHEST	89-94	95-102	103-109	110-117	118-124
	4 HEIGHT	155	160	170	180	195
278462 SOFTCON AIR PRO JACKET PROTECTOR		INTERNATIONAL				
STANDARD	POSITION	S	M	L	XL	2XL
BACK: LEVEL 2 OF EN1621-2 SHOULDERS AND ELBOWS: LEVEL 1 OF EN1621-1 CHEST: LEVEL 1 OF 1621-3 AND EN14021	1 TORSO LENGTH	39-44	42-47	42-47	45-49	45-49
	2 WAIST LINE	74-79	80-86	87-91	92-97	98-102
	3 CHEST	89-94	95-102	103-109	110-117	118-124
	4 HEIGHT	155	160	170	180	195
278464 AIRFLEX PRO 2 VEST PROTECTOR		INTERNATIONAL				
STANDARD	POSITION	S	M	L	XL	2XL
BACK: LEVEL 2 OF EN1621-2 CHEST: LEVEL 1 OF 1621-3 AND EN14021	1 TORSO LENGTH	39-44	42-47	42-47	45-49	45-49
	2 WAIST LINE	74-79	80-86	87-91	92-97	98-102
	3 CHEST	89-94	95-102	103-109	110-117	118-124
	4 HEIGHT	155	160	170	180	195
278463 SOFTCON AIR BODY ARMOR		INTERNATIONAL				
STANDARD	POSITION	S	M/L	XL/2XL		
BACK: LEVEL 2 OF EN1621-2 CHEST: LEVEL 1 OF 1621-3 AND EN14021	1 TORSO LENGTH	35-40	39-44	42-47		
	3 CHEST	75-85	85-105	105-122		
271929 AIRFLEX PRO BACK PROTECTOR		INTERNATIONAL				
STANDARD	POSITION	S/M	L/XL	XL/2XL		
LEVEL 2 OF EN1621-2	1 TORSO LENGTH	39-44	42-47	45-49		
	4 HEIGHT	<170	170-185	>185		
271918 AIRFLEX BACK PROTECTOR		INTERNATIONAL				
STANDARD	POSITION	S	M	L	XL	
LEVEL 1 OF EN1621-2	1 TORSO LENGTH	35-40	39-44	42-47	44-49	
	4 HEIGHT	155	160	170	>185	
278465 SOFTCON AIR SHORT PROTECTOR		INTERNATIONAL				
STANDARD	POSITION	S	M	L	XL	
LEVEL 1 OF EN1621-1	2 WAIST LINE	74-79	79-84	84-89	92-96	

KNEE AND ELBOW PROTECTORS

278466 SOFTCON HYBRID KNEE GUARD 273071 SOFTCON 2 KNEE GUARD		INTERNATIONAL			
STANDARD	POSITION	S	M	L	XL
LEVEL 1 OF EN1621-1	3 TOP OPENING	39-42	42-45	45-48	48-50
	4 BOTTOM OPENING	32-35	35-38	38-41	41-43
274521 GRENADE EVO ELBOW GUARD 273072 SOFTCON 2 ELBOW GUARD		INTERNATIONAL			
STANDARD	POSITION	S	M	L	XL
LEVEL 1 OF EN1621-1	1 BICEP CIRCUMFERENCE	23-26	26-29	29-32	32-35
	2 FOREARM CIRCUMFERENCE	20-24	24-28	28-31	31-34

BACK PROTECTOR D30 VIPER PRO LEVEL 2 SIZE CHARTS

Please install the correct size of protector according to your jacket size, as indicated below.

UNISEX	XXS	XS	S	M	L	XL	XXL	3XL	4XL	5XL
MEN	/	44	46	48-50	50-52	52-54	54-56	58-60	60-62	62-64
WOMAN	34	36	38	40	42	44	46	48	/	/
D-SIZE	/	/	/	D-M(26)	D-L(27)	D-XL(28)	D-XXL(29)	D-3XL(30)	D-4XL(31)	D-5XL(32)
D30 VIPER PRO	VIPER PRO M (XXS)	VIPER PRO L (XS-M)			VIPER PRO XL (L-5XL)					

JUNIOR BODY AND BACK PROTECTORS

278467 SOFTCON JUNIOR JACKET PROTECTOR		INTERNATIONAL			
STANDARD	POSITION	S	M	L	XL
BACK: LEVEL 1 OF EN1621-2		CM	CM	CM	CM
SHOULDERS AND ELBOWS: LEVEL 1 OF EN1621-1	① TORSO LENGTH	55-60	61-66	67-72	73-78
CHEST: LEVEL 1 OF 1621-3 AND EN14021	④ HEIGHT	116	128	140	152

278468 SOFTCON JUNIOR BODY ARMOR		INTERNATIONAL	
STANDARD	POSITION	XXS/XS	S/M
BACK: LEVEL 1 OF EN1621-2		CM	CM
CHEST: LEVEL 1 OF 1621-3 AND EN14021	① TORSO LENGTH	55-66	67-78
	④ HEIGHT	116-128	140-152

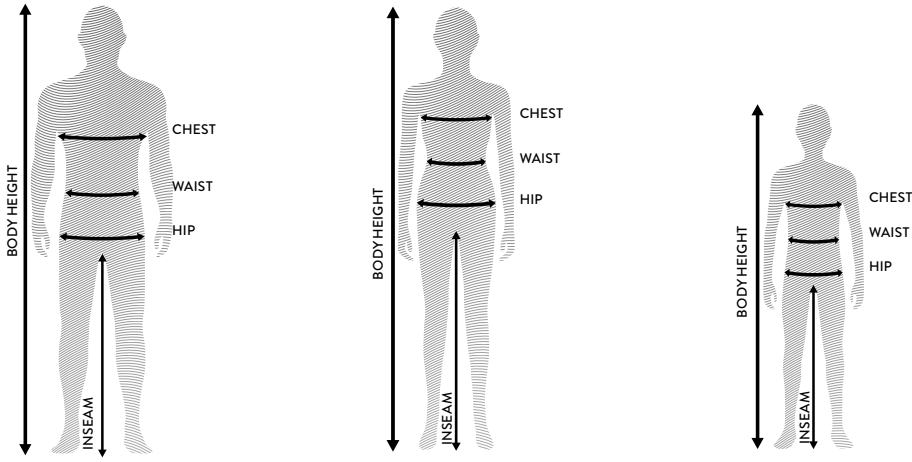
271921 AIRFLEX JUNIOR BACK PROTECTOR		INTERNATIONAL			
STANDARD	POSITION	XXS	XS	S	M
LEVEL 1 OF EN1621-2		CM	CM	CM	CM
	① TORSO LENGTH	28-31	31-35	35-40	39-44
	④ HEIGHT	110-124	124-140	140-155	155-170

JUNIOR KNEE AND ELBOW PROTECTORS

278470 SOFTCON JUNIOR ELBOW GUARD		INTERNATIONAL			
STANDARD	POSITION	XXS	XS	S	M
LEVEL 1 OF EN1621-1		CM	CM	CM	CM
	① BICEP CIRCUMFERENCE	17-21	19-21	21-23	23-25

278469 SOFTCON JUNIOR KNEE GUARD		INTERNATIONAL			
STANDARD	POSITION	XXS	XS	S	M
LEVEL 1 OF EN1621-1		CM	CM	CM	CM
	③ TOP OPENING	26-28	28-30	30-32	32-34

SIZE CHART APPAREL



MEN																						
UNISEX	XXXS		XXS		XS		S		M		L		XL		2XL		3XL		4XL		5XL	
GERMANY	40		42		44		46		48/50		50/52		52/54		54/56		56/58		60/62		62/64	
FRANCE	42		44		46		48		50/52		52/54		54/56		56/58		60/62		62/64		64/66	
FITTING	CM	IN	CM	IN	CM	IN	CM	IN	CM	IN	CM	IN	CM	IN	CM	IN	CM	IN	CM	IN	CM	IN
BODY HEIGHT	156-158	61.4-62.2	160-163	63-64.2	164-168	64.6-66.1	168-173	66.1-68.1	173-179	68.1-70.5	179-185	70.5-72.8	182-188	71.7-74	185-191	72.8-75.2	188-194	74-76.4	191-197	75.2-77.6	194-200	76.4-78.7
CHEST	81-85	31.9-33.5	85-89	33.5-35	89-93	35-36.6	93-97	36.6-38.2	97-102	38.2-40.2	102-108	40.2-42.5	108-114	42.5-44.9	114-120	44.9-47.2	120-126	47.2-49.6	126-132	49.6-52	132-138	52-54.3
PANTS UNISEX	71.12	28	76.2	30	81.28	32	86.36	34	91.44	36	96.52	38	101.6	40	106.68	42	111.76	44	/	/	/	/
WAIST	72-78	28.3-30.7	76-82	29.9-32.3	80-86	31.5-33.9	84-90	33.1-35.4	90-94	35.4-37	94-98	37-38.6	98-104	38.6-40.9	104-110	40.9-43.3	110-116	43.3-45.7	116-122	45.7-48	120-126	47.2-49.6
HIP	80-87	31.5-34.3	85-91	33.5-35.8	90-95	35.4-37.4	95-99	37.4-39	99-103	39-40.6	103-107	40.6-42.1	107-113	42.1-44.5	113-119	44.5-46.9	119-125	46.9-49.2	125-131	49.2-51.6	131-137	51.6-53.9
INSEAM	78-79	30.7-31.1	79-80	31.1-31.5	80-81	31.5-31.9	81-82	31.9-32.3	82-83	32.3-32.7	83-84	32.7-33.1	84-85	33.1-33.5	85-86	33.5-33.9	86-87	33.9-34.3	87-88	34.3-34.6	88-89	34.6-35

WOMEN																					
UNISEX	XS		S		M		L		XL		2XL		3XL		4XL						
GERMANY	34		36		38		40		42		44		46		48						
FRANCE	36		38		40		42		44		46		48		50						
FITTING	CM	IN	CM	IN	CM	IN	CM	IN	CM	IN	CM	IN	CM	IN	CM	IN					
BODY HEIGHT	160-164	63-64.6	164-168	64.6-66.1	168-170	66.1-66.9	170-174	66.9-68.5	174-178	68.5-70.1	178-182	70.1-71.7	178-182	70.1-71.7	178-184	70.1-72.4					
CHEST	81-85	31.9-33.5	85-89	33.5-35	88-92	34.6-36.2	90-97	35.4-38.2	95-103	37.4-40.6	101-109	39.8-42.9	107-115	42.1-45.3	113-121	44.5-47.6					
WAIST	71-75	28-29.5	74-79	29.1-31.1	77-82	30.3-32.3	81-86	31.9-33.9	85-90	33.5-35.4	89-94	35-37	93-98	36.6-38.6	97-102	38.2-40.2					
HIP	90-94	35.4-37	94-98	37-38.6	98-102	38.6-40.2	102-106	40.2-41.7	106-110	41.7-43.3	110-114	43.3-44.9	114-118	44.9-46.5	118-122	46.5-48					
INSEAM	77-79	30.3-31.1	77-80	30.3-31.5	78-80	30.7-31.5	78-81	30.7-31.9	78-82	30.7-32.3	79-82	31.1-32.3	79-83	31.1-32.7	80-84	31.5-33.1					

JUNIOR															
JERSEY UNISEX	2XS		XS		S		M		L		XL				
FITTING	CM	IN	CM	IN	CM	IN	CM	IN	CM	IN	CM	IN			
BODY HEIGHT	99-105	39-41	107-113	42-44	117-122	47-48	127-132	50-52	137-142	54-56	147-152	58-60			
CHEST	12-13	4.7-5.1	13-14	5.1-5.5	14-15	5.5-5.9	15-16	5.9-6.3	16-17	6.3-6.7	17-18	6.7-7.1			
PANTS UNISEX	18		20		22		24		26		28				
WAIST	43-45	17-18	48-50.8	19-20	53-56	21-22	58-61	23-24	63-66	25-26	68-71	27-28			
INSEAM	54-56	21-22	56-58	21-22	58-60	22-23	60-62	23-24	63-64	24-25	63-66	25-26			

SIZE CHART GLOVE

KIDS																			
YEARS			S			M			L										
			1-2 YEARS			3-4 YEARS			5-6 YEARS										
JUNIOR																			
SIZE		XS		S		M		L		XL									
		5		5.5		6		6.5		7									
		CM	IN	CM	IN	CM	IN	CM	IN	CM	IN								
CIRCUMFERENCE		11.4 - 12.7	4.5 - 5	12.7 - 14	5 - 5.5	14 - 15.2	5.5 - 6	15.2 - 16.5	6 - 6.5	16.5 - 17.8	6.5 - 7								
LENGTH FINGER		11.5 - 13	4.5 - 5.1	12.5 - 14	4.9 - 5.5	13.5 - 15	5.3 - 5.9	14.5 - 16	5.7 - 6.3	15.5 - 17	6.1 - 6.7								
WOMEN																			
SIZE		2XS		XS		S		M		L		XL							
		6		6.5		7		7.5		8		8.5							
		CM	IN	CM	IN	CM	IN	CM	IN	CM	IN	CM	IN						
CIRCUMFERENCE		14 - 15.2	5.5 - 6	15.2 - 16.5	6 - 6.5	16.5 - 17.8	6.5 - 7	17.8 - 19.1	7 - 7.5	19.1 - 20.3	7.5 - 8	20.3 - 21.6	8 - 8.5						
LENGTH FINGER		13.5 - 15	5.3 - 5.9	14.5 - 16	5.7 - 6.3	15.5 - 17	6.1 - 6.7	16.5 - 18	6.5 - 7.1	17.5 - 19	6.9 - 7.5	18.5 - 20	7.3 - 7.9						
UNISEX																			
SIZE		3XS		2XS		XS		S		M		L		XL		2XL		3XL	
		6.5		7		7.5		8		8.5		9		10		11		12	
		CM	IN	CM	IN	CM	IN	CM	IN	CM	IN	CM	IN	CM	IN	CM	IN	CM	IN
CIRCUMFERENCE		15.2 - 16.5	6 - 6.5	16.5 - 17.8	6.5 - 7	17.8 - 19.1	7 - 7.5	19.1 - 20.3	7.5 - 8	20.3 - 21.6	8 - 8.5	21.6 - 22.9	8.5 - 9	22.9 - 25.4	9 - 10	25.4 - 27.9	10 - 11	27.9 - 30.5	11 - 12
LENGTH FINGER		14.5 - 16	5.7 - 6.3	15.5 - 17	6.1 - 6.7	16.5 - 18	6.5 - 7.1	17.5 - 19	6.9 - 7.5	18.5 - 20	7.3 - 7.9	19.5 - 21	7.7 - 8.3	20.5 - 22	8.1 - 8.7	21.5 - 23	8.5 - 9.1	22.5 - 24	8.9 - 9.4

HELMETS OVERVIEW

SCOTT 550 MODELS: 273102 550 CARRY ECE HELMET 273104 550 NOISE ECE HELMET 264412 550 HATCH ECE HELMET 264413 550 CAMO ECE HELMET 268018 550 STRIPES ECE HELMET

CONEHEAD



black
0001



red/black
1018



black/orange
1009



black/yellow
1040



deep blue
0188

350 EVO PLUS MODELS: 273106 350 EVO PLUS CARRY ECE HELMET 273107 350 EVO PLUS DASH ECE HELMET 273108 350 EVO PLUS TRACK ECE HELMET

CONEHEAD



black
0001



white
0002



black/orange
1009



black/fluo yellow
5405



blue/teal
5572

268019 350 EVO PLUS TEAM ECE HELMET



red/black
1018



deep blueyellow
6018

350 EVO KID PLUS MODELS: 273112 350 EVO KID PLUS DASH ECE HELMET 273113 350 EVO KID PLUS RETRO ECE HELMET



black/orange
1009



deep blueyellow
6018



black
0001

SIZE CHART HELMET

MODEL	XS	S	M	L	XL	2XL
550	53-54	55-56	57-58	59-60	61-62	63-64
350 EVO PLUS	53-54	55-56	57-58	59-60	61-62	63-64
350 EVO KID PLUS	-	48-49	50-51	52-53	-	-
WEIGHT	XS	S	M	L	XL	2XL
550	1380±50G	1380±50G	1400±50G	1540±50G	1540±50G	1520±50G
350 EVO PLUS	1400±50G	1390±50G	1410±50G	1500±50G	1500±50G	1500±50G
350 EVO KID PLUS	/	1250±50G	1250±50G	1250±50G	/	/

HELMET TECHNOLOGIES



For radial impact we have introduced Conehead Technology to our helmets. It is a unique construction that has two different densities of EPS. This increases the impact absorption of the helmet.




To protect the brain from rotational violence we have introduced the revolutionary MIPS brain protection system. MIPS is a low friction layer inside the helmet which allows the head to rotate relative to the helmet in an angled impact. This substantially reduces rotational violence and the potential for damage to the brain.

BOOTS ACCESSORIES

SCOTT 550 MX BOOT STRAP SET
SCOTT 550 MX BOOT METAL BUCKLE SET

244911
244915



SCOTT Boot Straps are high-quality replacements in case you lose one in a crash.

SIZES: one size

SCOTT 550 MX BOOT SOLE INSERTS

244913



SCOTT 550 MX BOOT FOOTSTRAP PLATE
SCOTT 550 MX BOOT BUCKLE HOOKS SET

244912
244916

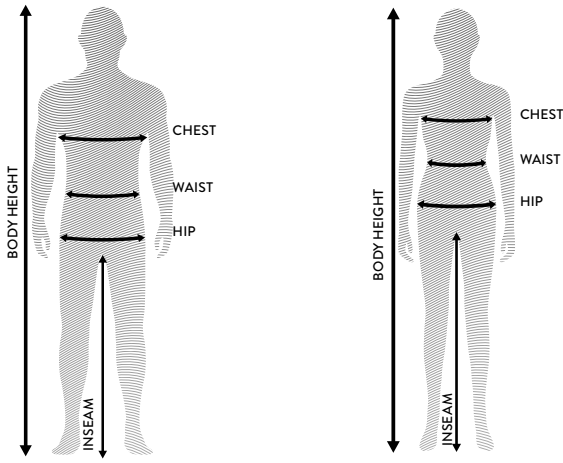


SIZE CHART BOOTS 550

EU	39.0	40	41	42	43	44	45	46	47	48
US	7.0	8.0	9.0	9.5	10.0	11.0	12.0	13.0	13.5	14.0

CERTIFIED LEVEL 2 NORM 13634

SIZE CHART APPAREL



MEN																		
UNISEX	XS		S		M		L		XL		2XL		3XL		4XL		5XL	
GERMANY	44		46		48/50		50/52		52/54		54/56		58/60		60/62		62/64	
FRANCE	46		48		50/52		52/54		54/56		56/58		60/62		62/64		64/66	
FITTING	CM	IN	CM	IN	CM	IN	CM	IN	CM	IN	CM	IN	CM	IN	CM	IN	CM	IN
BODY HEIGHT	164 - 168	64.6 - 66.1	168 - 173	66.1 - 68.1	173 - 179	68.1 - 70.5	179 - 185	70.5 - 72.8	182 - 188	71.7 - 74	185 - 191	72.8 - 75.2	188 - 194	74 - 76.4	191 - 197	75.2 - 77.6	194 - 200	76.4 - 78.7
CHEST	89 - 93	35 - 36.6	93 - 97	36.6 - 38.2	97 - 102	38.2 - 40.2	102 - 108	40.2 - 42.5	108 - 114	42.5 - 44.9	114 - 120	44.9 - 47.2	120 - 126	47.2 - 49.6	126 - 132	49.6 - 52	132 - 138	52 - 54.3
WAIST	80 - 86	31.5 - 33.9	84 - 90	33.1 - 35.4	90 - 94	35.4 - 37	94 - 98	37 - 38.6	98 - 104	38.6 - 40.9	104 - 110	40.9 - 43.3	110 - 116	43.3 - 45.7	116 - 122	45.7 - 48	120 - 126	47.2 - 49.6
HIP	90 - 95	35.4 - 37.4	95 - 99	37.4 - 39	99 - 103	39 - 40.6	103 - 107	40.6 - 42.1	107 - 113	42.1 - 44.5	113 - 119	44.5 - 46.9	119 - 125	46.9 - 49.2	125 - 131	49.2 - 51.6	131 - 137	51.6 - 53.9
INSEAM	80 - 81	31.5 - 31.9	81 - 82	31.9 - 32.3	82 - 83	32.3 - 32.7	83 - 84	32.7 - 33.1	84 - 85	33.1 - 33.5	85 - 86	33.5 - 33.9	86 - 87	33.9 - 34.3	87 - 88	34.3 - 34.6	88 - 89	34.6 - 35

MEN D-SIZE																		
UNISEX	D-XS		D-S		D-M		D-L		D-XL		D-2XL		D-3XL		D-4XL		D-5XL	
GERMANY	24		25		26		27		28		29		30		31		32	
FITTING	CM	IN	CM	IN	CM	IN	CM	IN	CM	IN	CM	IN	CM	IN	CM	IN	CM	IN
BODY HEIGHT	162 - 168	63.8 - 66.1	168 - 172	66.1 - 67.7	172 - 176	67.7 - 69.3	174 - 178	68.5 - 70.1	176 - 180	69.3 - 70.9	178 - 182	70.1 - 71.7	180 - 184	70.9 - 72.4	182 - 186	71.7 - 73.2	184 - 190	72.4 - 74.8
CHEST	86 - 100	33.9 - 39.4	100 - 104	39.4 - 40.9	104 - 109	40.9 - 42.9	109 - 115	42.9 - 45.3	115 - 121	45.3 - 47.6	121 - 127	47.6 - 50	127 - 133	50 - 52.4	133 - 139	52.4 - 54.7	139 - 145	54.7 - 57.1
WAIST	92 - 99	36.2 - 39	96 - 105	37.8 - 41.3	102 - 108	40.2 - 42.5	106 - 112	41.7 - 44.1	110 - 118	43.3 - 46.5	116 - 124	45.7 - 48.8	122 - 130	48 - 51.2	128 - 136	50.4 - 53.5	132 - 140	52 - 55.1
HIP	95 - 100	37.4 - 39.4	100 - 104	39.4 - 40.9	104 - 108	40.9 - 42.5	108 - 112	42.5 - 44.1	112 - 118	44.1 - 46.5	118 - 124	46.5 - 48.8	124 - 130	48.8 - 51.2	130 - 136	51.2 - 53.5	136 - 142	53.5 - 55.9
INSEAM	77 - 80	30.3 - 31.5	78 - 81	30.7 - 31.9	79 - 82	31.1 - 32.3	80 - 83	31.5 - 32.7	81 - 84	31.9 - 33.1	82 - 86	32.3 - 33.9	83 - 87	32.7 - 34.3	84 - 89	33.1 - 35	86 - 91	33.9 - 35.8

WOMEN																		
UNISEX	XS		S		M		L		XL		2XL		3XL		4XL			
GERMANY	34		36		38		40		42		44		46		48			
FRANCE	36		38		40		42		44		46		48		50			
FITTING	CM	IN	CM	IN	CM	IN	CM	IN	CM	IN	CM	IN	CM	IN	CM	IN	CM	IN
BODY HEIGHT	160 - 164	63 - 64.6	164 - 168	64.6 - 66.1	168 - 170	66.1 - 66.9	170 - 174	66.9 - 68.5	174 - 178	68.5 - 70.1	178 - 182	70.1 - 71.7	178 - 182	70.1 - 71.7	178 - 184	70.1 - 72.4		
CHEST	81 - 85	31.9 - 33.5	85 - 89	33.5 - 35	88 - 92	34.6 - 36.2	90 - 97	35.4 - 38.2	95 - 103	37.4 - 40.6	101 - 109	39.8 - 42.9	107 - 115	42.1 - 45.3	113 - 121	44.5 - 47.6		
WAIST	71 - 75	28 - 29.5	74 - 79	29.1 - 31.1	77 - 82	30.3 - 32.3	81 - 86	31.9 - 33.9	85 - 90	33.5 - 35.4	89 - 94	35 - 37	93 - 98	36.6 - 38.6	97 - 102	38.2 - 40.2		
HIP	90 - 94	35.4 - 37	94 - 98	37 - 38.6	98 - 102	38.6 - 40.2	102 - 106	40.2 - 41.7	106 - 110	41.7 - 43.3	110 - 114	43.3 - 44.9	114 - 118	44.9 - 46.5	118 - 122	46.5 - 48		
INSEAM	77 - 79	30.3 - 31.1	77 - 80	30.3 - 31.5	78 - 80	30.7 - 31.5	78 - 81	30.7 - 31.9	78 - 82	30.7 - 32.3	79 - 82	31.1 - 32.3	79 - 83	31.1 - 32.7	80 - 84	31.5 - 33.1		

SCOTT DUALRAID GLOVE

264652



black/cyber yellow
5139



black
0001

The SCOTT Dualraid Glove is your choice for all around adventure thanks to upholstered knuckles with TPR injection and back of the hand ventilation.

CONSTRUCTION: BOH: Stretch fabric
 PALM: Goatskin leather with tuff combined
 CUFF: Polychloroprene
 LINING: Soft fleece

COMPOSITION: MAIN FABRIC: 35% Polyamide, 25% Goat leather (made in Indonesia), 18% Polychloroprene, 10% Polyurethane, 6% Elastane, 6% POLYESTER- LINING: 100% Polyester

FIT: Slim
SIZE: S-3XL

RANGE OF USE: Sport Adventure

FEATURES:
 + Direct injection knuckle protection
 + Perforated leather palm
 + Side reinforcements
 + Conductive index finger
 + Wrist closure
 + Cuff closure
 + Medium cuff length

GLOVE OVERVIEW

ADVENTURE GLOVE

278616
ASSAULT PRO
GLOVE



black
1004



black/white
1007

267305
SPORT ADV
GLOVE



black
0001



dark grey/lime green
2900

264652
DUALRAID GLOVE



black
0001



black/cyber yellow
5139

273329
TRAFIX DP GLOVE



black
1004



black/pink
1254

SIZE CHART GLOVE

KIDS

YEARS	S				M				L			
	1-2 YEARS				3-4 YEARS				5-6 YEARS			

JUNIOR

SIZE	XS		S		M		L		XL	
	5	5.5	6	6.5	7	7.5	8	8.5	9	9.5
	CM	IN	CM	IN	CM	IN	CM	IN	CM	IN
CIRCUMFERENCE	11.4 - 12.7	4.5 - 5	12.7 - 14	5 - 5.5	14 - 15.2	5.5 - 6	15.2 - 16.5	6 - 6.5	16.5 - 17.8	6.5 - 7
LENGTH FINGER	11.5 - 13	4.5 - 5.1	12.5 - 14	4.9 - 5.5	13.5 - 15	5.3 - 5.9	14.5 - 16	5.7 - 6.3	15.5 - 17	6.1 - 6.7

WOMEN

SIZE	2XS		XS		S		M		L		XL	
	6	6.5	7	7.5	8	8.5	9	9.5	10	10.5	11	
	CM	IN	CM	IN	CM	IN	CM	IN	CM	IN	CM	IN
CIRCUMFERENCE	14 - 15.2	5.5 - 6	15.2 - 16.5	6 - 6.5	16.5 - 17.8	6.5 - 7	17.8 - 19.1	7 - 7.5	19.1 - 20.3	7.5 - 8	20.3 - 21.6	8 - 8.5
LENGTH FINGER	13.5 - 15	5.3 - 5.9	14.5 - 16	5.7 - 6.3	15.5 - 17	6.1 - 6.7	16.5 - 18	6.5 - 7.1	17.5 - 19	6.9 - 7.5	18.5 - 20	7.3 - 7.9

UNISEX

SIZE	3XS		2XS		XS		S		M		L		XL		2XL		3XL	
	6.5	7	7.5	8	8.5	9	9.5	10	10.5	11	11.5	12	12.5	13	13.5	14	14.5	
	CM	IN	CM	IN	CM	IN	CM	IN	CM	IN	CM	IN	CM	IN	CM	IN	CM	IN
CIRCUMFERENCE	15.2 - 16.5	6 - 6.5	16.5 - 17.8	6.5 - 7	17.8 - 19.1	7 - 7.5	19.1 - 20.3	7.5 - 8	20.3 - 21.6	8 - 8.5	21.6 - 22.9	8.5 - 9	22.9 - 25.4	9 - 10	25.4 - 27.9	10 - 11	27.9 - 30.5	11 - 12
LENGTH FINGER	14.5 - 16	5.7 - 6.3	15.5 - 17	6.1 - 6.7	16.5 - 18	6.5 - 7.1	17.5 - 19	6.9 - 7.5	18.5 - 20	7.3 - 7.9	19.5 - 21	7.7 - 8.3	20.5 - 22	8.1 - 8.7	21.5 - 23	8.5 - 9.1	22.5 - 24	8.9 - 9.4